



### Features

- High contact capability: 12A switching capability..
- Low coil power consumption, low price.
- Microminiature relay, standard PCB terminal.

### Safety Approval

UL, TUV, CQC

### Contact Capacity

Model	Y3F
Nominal Switching Capacity	10A 250VAC    15A 125VAC
Max. switching current	15A
Max. switching voltage	250VAC
Max. switching power	2,500VA

### Characteristic Data

Contact Material	Silver alloy	
Initial contact resistance	100mΩ Max.	
Operate time (at nominal volt.)	10 msec. Max.	
Release time(at nominal volt.)	5msec. Max.	
Initial insulation resistance	100MΩ Min.(DC500V)	
Initial dielectric strength	Between open contacts:	AC 750V, 50/60Hz 1Min.
	Between coil and contact:	AC 1,500V, 50/60Hz 1Min.
Vibration resistance	Functional	10~55Hz at double amplitude of 1.5 mm
	Destructive	10~55Hz at double amplitude of 1.5 mm
Shock resistance	Functional	10G Min.
	Destructive	100G Min.
Endurance (operations)	Mechanical (at 18,000 ops./h)	10,000,000
	Electrical (at 1,800ops./h)	100,000
Ambient temperature	-40℃ ~ +105℃ (no condensation)	
Unit weight	Approx. 10.0g	

### Coil Data (at 20℃)

Nominal voltage (VDC)	Nominal operating current ± 10% (mA)	Coil resistance ± 10% (Ω)	Max. Allowable voltage	Pick-up voltage (Max.)	Drop-out voltage (Min.)	Nominal operating power
3	120.00	25	130% of nominal voltage	75% of nominal voltage	5% of nominal voltage	0.36W
5	71.42	70				
6	60.00	100				
9	40.00	225				
12	30.00	400				
15	24.00	625				
18	20.00	900				
24	15.00	1,600				
48	7.50	6,400				
60	6.00	10,000				

Safety Approval Ratings

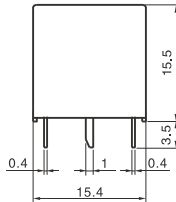
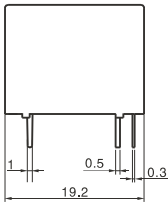
Approval	CQC	TUV	UL
Approval ratings	10A 250VAC	NO/NC: 10A 250VAC  NO: 10A 250VAC 10A 30VDC	NO/NC: 10A 250VAC 10A 30/28VDC NO: 10A 250VAC 15A 125VAC 6A 277VAC TV-5 125VAC 10A 30/28VDC

Ordering Information

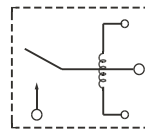
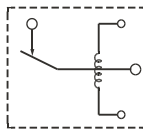
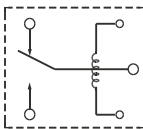
Nomenclature

Y3F	-SS	-1	12	D	M	F	-XX	
								Special Parameter: Nil-Standard type
								Letter or number- Special requirement
								Insulation System: Nil-Standard,F-Class F
								Contact Form: M-Form A B-Form B Nil-Form C
								Coil Power: D-0.36W
								Coil Voltage: 03, 05, 06, 09, 12, 24, 48
								Number of Poles: 1-1 Pole
								Protective Construction: SS-Plastic Sealed SH-Sealed type washable
								Type Designation: Y3F

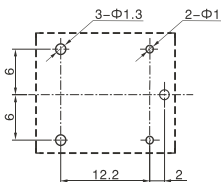
Outline Dimensions, Wiring Diagram, P.C. Board Layout(unit:mm)



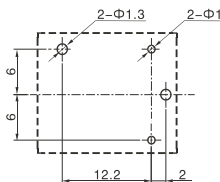
Unless otherwise specified:  
 <1mm, tolerance: ±0.2mm;  
 1~5mm, tolerance: ±0.3mm;  
 >5mm, tolerance: ±0.4mm;  
 Note: 1, Extended terminal dimension is dimension before soldering.  
 2.Tolerance of P. C. B. layout: ±0.1mm



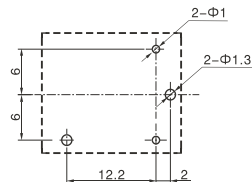
Wiring Diagram(bottom view)



1c



1b



1a

P. C. B. Layout(bottom view)

## Typical Applications

- Home appliances such as air conditioner, heater, etc.
- Automat    ● Office equipment such as computer, fax machine, etc.
- Automatic electric controlled window, automotive antenna, door lock, etc.

## Characteristic Curves

